







Accessories, valves and more

Get the total package and enhance your radiator or towel rail with a set of stylish, matching valves.

If you want to guarantee luxurious warm towels throughout the year then choose dual energy options and find what you need in this section.







Accessories

	Model	Overall length mm	Centres mm	Depth mm	Suitable for	Min. no vertical tubes required	Fixing	RRP (ex VAT)	RRP (inc VAT)
Charleston towel bar									
	966018	366	n/a	45	Charleston Bar can be cut to length	9 max	Non magnetic	£151	£181.20
	966028	918				21 max		£168	£201.60
	CTR-28	Spans 6 elements		79	Charleston Chrome towel rail. Contains full length rail and two brackets	n/a	Non magnetic	£127	£152.40
	CTR-37	Spans 8 elements						£135	£162.00
	CTR-46	Spans 10 elements						£140	£168.00
	CTR-55	Spans 12 elements						£143	£171.60
	CTR-64	Spans 14 elements						£152	£182.40
Metropolitan towel bar (not suitable for MEV models)									
	468038	400	n/a	40	Metropolitan	n/a	Non magnetic	£111	£133.20
	468048	500						£113	£135.60
	468058	600						£117	£140.40
Metropolitan hook - chrome x 2 (not suitable for MEV models)									
	480438	35	n/a	35	Metropolitan	n/a	Non magnetic	£50	£60.00
Lambswool brush									
	601020	n/a	n/a	n/a	Charleston Range	n/a	n/a	£29	£34.80
Pipe and base plate accessory kit x 2 300mm Ø15mm pipe plus 2 cover plates, suitable for most models except those with 50mm pipe centres									
	PIPEKIT-9016	white						£28	£33.60
	PIPEKIT-CR	chrome							
	PIPEKIT-BS	brushed steel							
	PIPEKIT-AG	antique gold							
	PIPEKIT-NN	nickel nero finish							
	PIPEKIT-SC	satin chrome finish							
Optional simple immersion heater cover									
	SHEC-CR	chrome finish						£56	£67.20
	SHEC-MB	matt black finish						£56	£67.20

Valve Sets



Manual Valves



In stock items highlighted in black



VALVE-SET-1 	Manual angled valve set		RRP (exc VAT)	RRP (inc 20% VAT)	Centre of valve to point of connection: 38mm 
	VALVE-SET-1-CR	Chrome	£48	£57.60	
VALVE-SET-2 	Manual double angled valve set		RRP (exc VAT)	RRP (inc 20% VAT)	Centre of valve to point of connection: 37mm 
	VALVE-SET-2-CR	Chrome	£66	£79.20	
VALVE-SET-3 	Manual straight valve set		RRP (exc VAT)	RRP (inc 20% VAT)	
	VALVE-SET-3-CR	Chrome	£48	£57.60	
VALVE-SET-4 	Manual mixed valve set		RRP (exc VAT)	RRP (inc 20% VAT)	
	VALVE-SET-4-CR	Chrome	£48	£57.60	
		For use with dual fuel elements. Dual fuel element to be purchased separately			
VALVE-SET-5 	Manual angled square valve set		RRP (exc VAT)	RRP (inc 20% VAT)	Centre of valve to point of connection: 48mm 
	VALVE-SET-5-BS	Brushed Steel	£243	£291.60	
	VALVE-SET-5-CR	Chrome	£233	£279.60	
	VALVE-SET-5-MB	Matt Black	£209	£250.80	
VALVE-SET-6 	Manual double angled square valve set		RRP (exc VAT)	RRP (inc 20% VAT)	Centre of valve to point of connection: 48mm 
	VALVE-SET-6-BS	Brushed Steel	£248	£297.60	
	VALVE-SET-6-CR	Chrome	£238	£285.60	



Manual Valves



In stock items highlighted in black



VALVE-SET-8		Manual angled traditional valve set		RRP (exc VAT)	RRP (inc 20% VAT)	Centre of valve to point of connection: 37mm 
		VALVE-SET-8-CR	Chrome	£121	£145.20	
		VALVE-SET-8-AG	Antique Gold	£167	£200.40	
		VALVE-SET-8-BR	Polished Brass	£167	£200.40	
		VALVE-SET-8-NP	Polished Nickel	£167	£200.40	
		VALVE-SET-8-BA	Antique Bronze	£167	£200.40	



VALVE-SET-18		Manual dual fuel angled valve set right-handed		RRP (exc VAT)	RRP (inc 20% VAT)	
		VALVE-SET-18-CR	Chrome	£146	£175.20	
		Dual fuel element to be purchased separately				

VALVE-SET-19		Manual dual fuel angled valve set left-handed		RRP (exc VAT)	RRP (inc 20% VAT)	
		VALVE-SET-19-CR	Chrome	£146	£175.20	
		Dual fuel element to be purchased separately				

VALVE-SET-26		Manual straight valve set		RRP (exc VAT)	RRP (inc 20% VAT)	
		VALVE-SET-26-WH	White	£113	£135.60	
		VALVE-SET-26-CR	Chrome	£121	£145.20	
		VALVE-SET-26-MB	Matt Black	£119	£142.80	
		VALVE-SET-26-VO	Volcanic	£119	£142.80	
		VALVE-SET-26-NN	Nickel Nero	£146	£175.20	


VALVE-SET-27		Manual angled valve set		RRP (exc VAT)	RRP (inc 20% VAT)	Centre of valve to point of connection: 44mm 
		VALVE-SET-27-WH	White	£113	£135.60	
		VALVE-SET-27-CR	Chrome	£121	£145.20	
		VALVE-SET-27-MB	Matt Black	£119	£142.80	
		VALVE-SET-27-VO	Volcanic	£119	£142.80	
		VALVE-SET-27-SC	Satin Chrome	£144	£172.80	
		VALVE-SET-27-NN	Nickel Nero	£146	£175.20	
		VALVE-SET-27-BR	Brass	£167	£200.40	

VALVE-SET-28		Manual double angled valve set		RRP (exc VAT)	RRP (inc 20% VAT)	Centre of valve to point of connection: 44mm 
		VALVE-SET-28-CR	Chrome	£155	£186.00	
		VALVE-SET-28-MB	Matt Black	£147	£176.40	
		VALVE-SET-28-VO	Volcanic	£147	£176.40	
		VALVE-SET-28-BR	Brass	£250	£300.00	
		VALVE-SET-28-SC	Satin Chrome	£171	£205.20	

VALVE-SET-32		Manual mixed valve set		RRP (exc VAT)	RRP (inc 20% VAT)	
		VALVE-SET-32-CR	Chrome	£121	£145.20	
		Dual fuel element to be purchased separately				

Thermostatic Valves

In stock items highlighted in black

	Thermostatic double angled valve set left-handed		RRP (exc VAT)	RRP (inc 20% VAT)	Centre of valve to point of connection: 44mm 
	VALVE-SET-10-CR	Chrome	£208	£249.60	
	VALVE-SET-10-BR	Brass	£286	£343.20	
	VALVE-SET-10-SC	Satin Chrome	£227	£272.40	
	VALVE-SET-10-CO	Copper	£286	£343.20	
	VALVE-SET-10-NN	Nickel Nero	£238	£285.60	

	Thermostatic double angled valve set right-handed		RRP (exc VAT)	RRP (inc 20% VAT)	Centre of valve to point of connection: 44mm 
	VALVE-SET-11-CR	Chrome	£208	£249.60	
	VALVE-SET-11-BR	Brass	£286	£343.20	
	VALVE-SET-11-SC	Satin Chrome	£227	£272.40	
	VALVE-SET-11-CO	Copper	£286	£343.20	
	VALVE-SET-11-NN	Nickel Nero	£238	£285.60	



	Thermostatic double angled mixed valve set left-handed		RRP (exc VAT)	RRP (inc 20% VAT)	
	VALVE-SET-14-CR	Chrome	£170	£204.00	

	Thermostatic double angled mixed valve set right-handed		RRP (exc VAT)	RRP (inc 20% VAT)	
	VALVE-SET-15-CR	Chrome	£170	£204.00	

	Thermostatic angled antique valve set		RRP (exc VAT)	RRP (inc 20% VAT)	Centre of valve to point of connection: 44mm 
	VALVE-SET-17-VO	Volcanic	£164	£196.80	
	VALVE-SET-17-BR	Brass	£176	£211.20	

	Thermostatic dual fuel angled valve set right-handed		RRP (exc VAT)	RRP (inc 20% VAT)	
	VALVE-SET-20-CR	Chrome	£202	£242.40	

Dual fuel element to be purchased separately

	Thermostatic dual fuel angled valve set left-handed		RRP (exc VAT)	RRP (inc 20% VAT)	
	VALVE-SET-21-CR	Chrome	£202	£242.40	

Dual fuel element to be purchased separately



Thermostatic Valves



In stock items highlighted in black

	Thermostatic angled Aston valve set		RRP (exc VAT)	RRP (inc 20% VAT)	
	VALVE-SET-29-CR	Chrome	£218	£261.60	


	Thermostatic dual fuel valve set		RRP (exc VAT)	RRP (inc 20% VAT)	
	VALVE-SET-33-CR	Chrome	£165	£198.00	

Dual fuel element to be purchased separately

	Thermostatic straight valve set		RRP (exc VAT)	RRP (inc 20% VAT)	
	VALVE-SET-36-CR	Chrome	£165	£198.00	
	VALVE-SET-36-BR	Brass	£226	£271.20	
	VALVE-SET-36-SC	Satin Chrome	£180	£216.00	
	VALVE-SET-36-CO	Copper	£226	£271.20	
	VALVE-SET-36-NN	Nickel Nero	£198	£237.60	

	Thermostatic angled valve set		RRP (exc VAT)	RRP (inc 20% VAT)	Centre of valve to point of connection: 40mm 
	VALVE-SET-37-CR	Chrome	£165	£198.00	
	VALVE-SET-37-BR	Brass	£226	£271.20	
	VALVE-SET-37-SC	Satin Chrome	£180	£216.00	
	VALVE-SET-37-CO	Copper	£226	£271.20	
	VALVE-SET-37-NN	Nickel Nero	£198	£237.60	

Speciality Valves pipe work from the wall

Central heating & DE			TRV Head		<p>These valves are suitable for the Yucca radiator on both central heating and dual energy installations</p> <p>A TRV head, nut and olive set are also required</p> <p>DE Pack also needs to be ordered separately</p> <p>All prices shown are ex vat</p>
			white	chrome	
			819080	819088	
			£23	£25	
			Nut and olive. Set of 2.		
with short cover plate (adds 182mm to height of radiator)			1016863		
white	chrome	colour	£13		
976031	976038	976039			
£217	£302	£271			

ACCESSORIES, VALVES AND MORE

Manual Valves

Pipework from the floor							Pipework from the wall							
	1	3	8	26	27	Valve Set	1	2	5	6	8	27	28	
		✓		✓		Ax	✓	✓	✓	✓		✓	✓	
		✓		✓		Ax Spa	✓	✓	✓	✓		✓	✓	
	✓		✓		✓	Aluminium Blitz Super	✓	✓	✓	✓	✓	✓	✓	
	✓		✓		✓	Aluminium Lyta-T (vertical)	✓	✓	✓	✓	✓	✓	✓	
	✓		✓		✓	Charleston	✓	✓			✓	✓	✓	
		✓		✓		Charleston Bar	✓	✓				✓	✓	
	✓		✓		✓	Excelsior	✓	✓			✓	✓	✓	
		✓		✓		Klaro	✓	✓			✓	✓	✓	
		✓		✓		Kleo	✓	✓			✓	✓*	✓*	
		✓		✓		Metropolitan	✓	✓	✓	✓		✓	✓	
		✓		✓		Metropolitan Spa	✓	✓	✓	✓		✓	✓	
		✓		✓		Nobis	✓	✓				✓	✓	
		✓		✓		Quaro Spa	✓	✓	✓	✓		✓	✓	
		✓		✓		Ribbon	✓	✓	✓	✓		✓	✓	
		✓		✓		Roda	✓	✓			✓	✓*	✓*	
		✓		✓		Roda Mirror	✓	✓			✓	✓	✓	
		✓		✓		Roda Spa	✓	✓			✓	✓	✓	
		✓		✓		Roda Spa Asym	✓	✓				✓	✓	
		✓		✓		Sfera Bow	✓	✓			✓	✓	✓	
		✓		✓		Stellar Spa	✓	✓	✓	✓	✓	✓	✓	
		✓		✓		Subway	✓	✓	✓	✓		✓	✓	
		✓		✓		Vitalo Bar	✓	✓	✓	✓		✓	✓	
	✓	✓				Yucca Asym	✓	✓				✓	✓	
	1	3	8	26	27	Valve Set	1	2	5	6	8	27	28	

* Double panel or single panel with fins only.

Manual Valves Dual Energy Installations

Pipework from the floor						Pipework from the wall							
	3	4	26	32	Valve Set	1	2	5	18	19	27	28	
		✓		✓	Ax Spa	✓			✓	✓	✓		
		✓		✓	Klaro	✓			✓	✓	✓		
	✓	✓	✓	✓	Metropolitan Spa (METM)	✓	✓	✓	✓	✓	✓	✓	
	✓	✓	✓	✓	Quaro Spa	✓	✓	✓	✓	✓	✓	✓	
	✓	✓	✓	✓	Ribbon	✓	✓	✓	✓	✓	✓	✓	
		✓		✓	Roda Spa	✓			✓	✓	✓		
		✓		✓	Roda Spa Asym	✓			✓	✓	✓		
		✓		✓	Sfera Bow	✓				✓	✓		
		✓		✓	Stellar Spa	✓		✓	✓	✓	✓		
	✓	✓	✓	✓	Subway	✓	✓	✓	✓	✓	✓	✓	
		✓		✓	Yucca Asym	✓			✓	✓	✓		
		3	4	26	32	Valve Set	1	2	5	18	19	27	28

Suitability based on standard connections featured in the brochure.

Thermostatic Valves

Pipework from the floor					Pipework from the wall							
	17	29	36	37	Valve Set		10	11				
			✓		Ax		✓	✓*				
			✓		Ax Spa		✓	✓				
	✓	✓		✓	Aluminium Blitz Super		✓	✓				
	✓	✓		✓	Aluminium Lyta-T (vertical)		✓	✓				
	✓	✓		✓	Charleston		✓	✓				
			✓		Charleston Bar		✓	✓				
	✓	✓		✓	Excelsior			✓				
			✓		Klaro		✓	✓				
			✓		Kleo		✓*	✓* *				
			✓		Metropolitan		✓	✓				
			✓		Metropolitan Spa		✓	✓				
			✓		Nobis		✓	✓				
			✓		Quaro Spa		✓	✓				
			✓		Ribbon		✓	✓				
			✓		Roda		✓*	✓* *				
			✓		Roda Mirror		✓	✓				
			✓		Roda Spa		✓	✓				
			✓		Roda Spa Asym		✓	✓				
			✓		Sfera Bow		✓					
			✓		Stellar Spa		✓	✓				
			✓		Subway		✓	✓				
			✓		Vitalo Bar		✓	✓				
			✓		Yucca Asym		✓	✓				
					Valve Set		10	11				

* Double panel or single panel with fins only. * Vertical models only.

Thermostatic Valves Dual Energy Installations

Pipework from the floor				Pipework from the wall					
	33	36	Valve Set	10	11	14	15	20	21
	✓		Ax Spa			✓	✓	✓	
	✓		Klaro			✓	✓	✓	✓
	✓	✓	Metropolitan Spa (METM)	✓	✓	✓	✓	✓	✓
	✓	✓	Quaro Spa	✓	✓	✓	✓	✓	✓
	✓	✓	Ribbon	✓	✓	✓	✓	✓	✓
	✓		Roda Spa			✓	✓	✓	✓
	✓		Roda Spa Asym ROFR			✓			✓
	✓		Roda Spa Asym ROFL				✓	✓	
	✓		Sfera Bow			✓			✓
	✓		Stellar Spa			✓	✓	✓	✓
	✓	✓	Subway	✓	✓	✓	✓	✓	✓
	✓		Yucca Asym			✓	✓	✓	✓
		33	36	Valve Set	10	11	14	15	20

The thermostatic valves are not bi-directional and must be installed on the flow connection position.

Suitability based on standard connections featured in the brochure.

Dual Energy and Electric Elements

Zehnder's range of electric radiators, with their factory-fitted electric elements, give economical and efficient heating wherever required.

Dual energy towel drying radiators continue to offer warmth and comfort throughout the home during summer months when the central heating system is not in use.

Zehnder dual energy heating options				
Model	DE pack	DBM	CTE element	Radio frequency controller
Ax Spa	✓	✓	✓	
Klaro	✓	✓	✓	
Metropolitan Spa				✓
Quaro Spa	✓	✓	✓	✓
Ribbon	✓	✓	✓	
Roda Spa	✓	✓	✓	
Roda Spa Asymmetrical	✓	✓	✓	
Sfera Bow	✓	✓	✓	
Stellar Spa	✓	✓	✓	
Subway	✓	✓	✓	
Yucca Asym	✓	✓*	✓	

✓ Self fit ✓ Factory fitted dual energy immersion heater
* DBM not suitable for use with the Yucca Valve

Zehnder electric energy factory-fitted elements				
Model	Non-programmable	Programmable*		Programmable with infra red controls
	Simple immersion	LCD controller	DBM	Radio frequency**
Alura		✓		
Ax Spa				✓
Charleston				✓
Fare Tech		✓		
Klaro	✓		✓	
Metropolitan Spa				✓
Quaro Spa				✓
Ribbon				✓
Roda				✓
Roda Spa				✓
Vitalo Bar				✓

* Programmable to varying levels of functionality.
** The shape of the Radio frequency controller immersion unit differs according to the radiator.

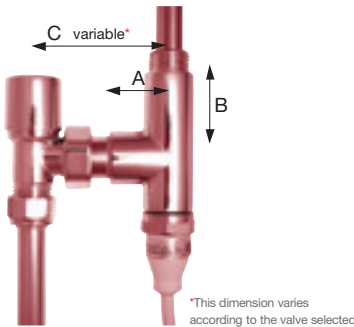
To switch heating operations:

- For summer use:**
- Switch off the central heating
 - Vent the radiator to ensure there isn't any air present
 - Close the flow valve (only)
 - Activate the immersion heater as required

- For winter use:**
- De-activate the immersion heater
 - Open the flow valve

The immersion heater should be fitted on the return side of the radiator

Simultaneous use of the electrical element and the central heating should be avoided as this will shorten the life of the element and invalidate the warranty.



Dimensions (mm)		
A	B	C
DBM short t-piece with Chromax valve		
22	17	65
DE-Pack short t-piece with Chromax valve		
22	17	65

We recommend that all electrical work be undertaken in accordance with current I.E.E wiring regulations. If in doubt of zoning requirements, we recommend that a 30mA R.C.D is installed.

DE Pack (Class I IPX5 - Zone 1 and 2)
Electrical element and chromium plated t-piece for element and radiator valve connection (no controls).



DBM Pack (Class II IPX4 - Zone 1 and 2)
Manual and programmable operations, 2 temperature settings, 2 hour programmable timer. Equipped with a thermal fuse. Chromium plated t-piece included with dual energy version.



CTE Element
Heat-adjustable fuel saving electric element with 5 water-temperature settings between 30°C and 60°C:IPX4.



Model	Watts	Length (mm)	RRP (ex VAT)	RRP (inc VAT)
DE Pack 100	100	300	£125	£150.00
DE Pack 150	150	300		
DE Pack 200	200	340		
DE Pack 250	250	380		
DE Pack 300	300	400		
DE Pack 400	400	500		
DE Pack 500	500	580		
DE Pack 600	600	650		
DE Pack 700	700	750		
DE Pack 900	900	910		

Model	Watts	Finish	RRP (ex VAT)	RRP (inc VAT)
857531	150	white	£195	£234.00
857541	200			
857211	300			
857251	500			
857221	600			
857261	750			
857231	900	chrome	£195	£234.00
857288	150			
857278	200			
857218	300			
857258	500			
857228	600			
857268	750			
857238	900			

Model	Watts	Finish	RRP (ex VAT)	RRP (inc VAT)
CTEW-120-DF	120	white White T-piece included	£165	£198.00
CTEW-200-DF	200			
CTEW-300-DF	300			
CTEW-400-DF	400			
CTEW-600-DF	600	chrome Chrome T-piece included	£165	£198.00
CTEC-120-DF	120			
CTEC-200-DF	200			
CTEC-300-DF	300			
CTEC-400-DF	400			
CTEC-600-DF	600			

Factory fitted options

	Alura Temperature Controller: Backlit LCD digital display screen gives complete control. Temperature can be adjusted in 0.5°C increments. 3 pre-set programmes and 5 mode settings. Open window detection system and parental lock.
	Fare Tech Temperature Controller: Backlit LCD digital display screen gives complete control. Temperature can be adjusted in 0.5°C increments. 3 pre-set programmes and 5 mode settings. Open window detection system and parental lock.
	Radio frequency controller User-friendly remote control device allows simple operation. Increased safety due to parental control. High energy efficiency due to compliance with the European Ecodesign Directive saves energy costs. Maximum surface temperature of 65°C ensures increased safety (chrome-plated version). Flexible control options: remote control device for wall mounting or base. Comfortable operation as needed due to customisable daily and weekly programmes. Low energy consumption of only 0.5 W in stand-by mode for increased energy efficiency. Comfort on demand due to adjustable boost heating.

Factory-fitted/self-fit options

	DBM (Class II IPX4 - Zone 1 bath and Zone 2 shower) Manual and programmable operations, 2 temperature settings, 2 hour programmable timer. Equipped with a thermal fuse. Chromium plated t-piece included with dual energy version.
	DE Pack (Class I IPX5 - Zone 1 bath and Zone 2 shower) Electric element without controls. Chromium plated t-piece included with dual energy version.
	Optional Zehnder immersion heater element and cable cover (only suitable for DE-PACK). Chrome finish: SHEC-CR. Matt Black: SHEC-MB